

KSM



KSM 系列刀具
不锈钢刀具

KSM series
Stainless End Mills



欧思克切削技术有限公司
OSK Cutting Technology Co., Ltd.

www.osktool.com

图标说明 / Meaning of icons

加工用途 / Applications



平面切削
Planing



侧面切削
Side Cutting



槽切削
Slotting



曲面加工
Profiling



R形加工
Radius

加工分类 / Type



粗加工
Roughing



半精加工
Semi-Finishing



精加工
Finishing

刀具材质 / Materials



涂层 / Coating



刀具技术参数 / Technical parameters of cutting tool



被切削材料硬度
Work material
hardness



端刃数量
Flute



螺旋角
Helix angle



深沟
Rib/Shrink neck

被加工材料 / Processed material



不锈钢
Stainless steel



模具钢
Mold steel




石墨
Graphite



铝合金
Aluminium

KSM 系列 3 刃球头立铣刀对比 / Comparison of KSM series 3 Flutes ball end mills

加工一个右图所示的模具。
 模具材料：热处理 SUS136
 Comparison of time required for cutting the mold shown at right
 Mold material: SUS136 (HRC52)



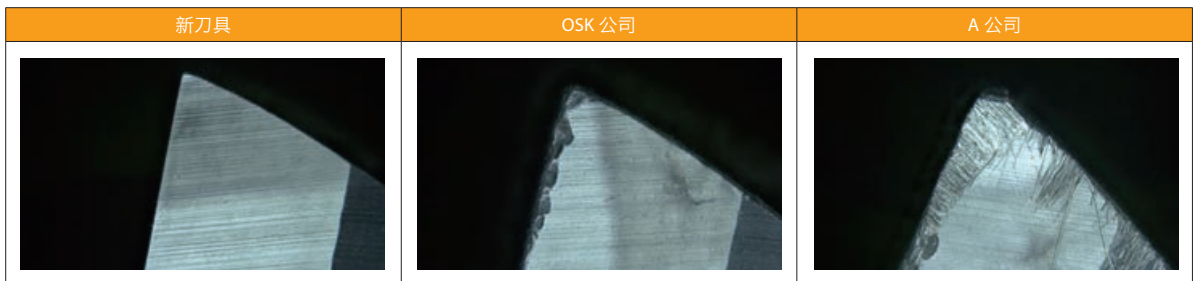
Product model	A 公司	OSK 产品
尺寸 Tool size	6.0mm, 3 刃 Flutes	6.0mm, 3 刃 Flutes
切削时间 Cutting time	135 分钟 Min	260 分钟 Min
切削方式 Cutting method	平面切削 Plane cutting	平面切削 Plane cutting
冷却方式 Cooling mode	油冷 Oil cooling	油冷 Oil cooling
切削参数 Cutting parameter	S=3000, F=400, Ap: 2mm, Ae: 2mm	S=3000, F=400, Ap: 2mm, Ae: 2mm

相同时间，相同加工参数 / The same time, the same processing parameters

刀具球面磨损对比 / Tool Spherical wear contrast



刀具圆弧磨损对比 / Tool circular arc wear contrast



KSM 系列加工费用对比 / The same time, the same processing parameters

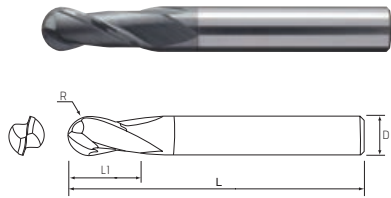
假设完成一个工件，需要 300 分钟 / If we work a piece, we need 300 minutes to finish it.

	刀具费 ¥ Tool cost ¥	刀具更换时间 Tool change time	实际加工时间 (h) Actual processing time	机械 / 人工费 ¥ Mechanical/labor cost ¥	加工费用对比 ¥ Processing cost comparison ¥
A 公司	80×3	60 分钟 min	360	8.5 / 分钟	3300
OSK 产品	120×1	20 分钟 min	320	8.5 / 分钟	2840

KSM-BR

直径 Diameter D (mm)	公差 Tolerance(mm)
R0.25<D<R6	0 ~ -0.01
D>R6	0 ~ -0.015

合金钢 Alloy Steel	中硬度钢 M-Hardness Steel	高硬度钢 H-Hardness Steel	不锈钢 Stainless Steel	铝合金 Aluminium Alloy	石墨 Graphite
○	○	-	●	○	-



- 合金钢、不锈钢类专用铣刀。
- 采用 WXL 涂层处理，加工时，刃部压力小，耐磨性非常优秀。
- 不等分割设计，让铣刀震动最小化。
- 采用高抗折力超微粒子超硬合金 (0.2μm~0.3μm)，大进给作业时，刃部损坏率最小化。

- Endmills for alloy steel, SUS materials.
- WXL coating provides wear resistance improvement as well as avoid edge stress in various applications.
- Minimize chattering by unequal flute spacing design.
- Minimize fracturing at high feed by high TRS fine WC grade (0.2μm~0.3μm).

KSM-BR 2 刃球刀 / 2Flutes Ball End mills



Product model	Radius 半径 R	Length Of Cut 刃长 L1	Overall Length 全长 L	Shank Diameter 柄径 d
KSM-BR-200050-S04	R0.5	2	50	4
KSM-BR-200050-S06				6
KSM-BR-200075-S04	R0.75	3	50	4
KSM-BR-200075-S06				6
KSM-BR-200100-S04	R1.0	4	50	4
KSM-BR-200100-S04				6
KSM-BR-200125-S04	R1.25	5	50	4
KSM-BR-200125-S06				6
KSM-BR-200150-S04	R1.5	6	50	4
KSM-BR-200150-S06				6
KSM-BR-200200-S04	R2.0	8	50	4
KSM-BR-200200-S06				6
KSM-BR-200250-S06	R2.5	10	50	6
KSM-BR-200300-S06	R3.0	12	50	6
KSM-BR-200350-S08	R3.5	14	60	8
KSM-BR-200400-S08	R4.0	16	60	8
KSM-BR-200450-S10	R4.5	18	75	10
KSM-BR-200500-S10	R5.0	20	75	10
KSM-BR-200600-S12	R6.0	24	75	12
KSM-BR-200700-S14	R7.0	24	100	14
KSM-BR-200800-S16	R8	24	100	16
KSM-BR-201000-S20	R10	30	100	20
KSM-BR-201250-S25	R12.5	35	100	25

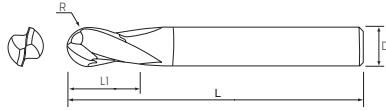
KSM Ball End Mills

KSM End Mills

KSM Corner Radius Endmills

直径 Diameter D (mm)	公差 Tolerance(mm)
R0.25<D<R6	0 ~ -0.01
D>R6	0 ~ -0.015

合金钢 Alloy Steel	中硬度钢 M-Hardness Steel	高硬度钢 H-Hardness Steel	不锈钢 Stainless Steel	铝合金 Aluminium Alloy	石墨 Graphite
○	○	-	●	○	-



- 合金钢、不锈钢类专用铣刀。
- 采用 WXL 涂层处理，加工时，刃部压力小，耐磨性非常优秀。
- 不等分割设计，让铣刀震动最小化。
- 采用高抗折力超微粒子超硬合金 (0.2μm~0.3μm)，大进给作业时，刃部损坏率最小化。

- Endmills for alloy steel, SUS materials.
- WXL coating provides wear resistance improvement as well as avoid edge stress in various applications.
- Minimize chattering by unequal flute spacing design.
- Minimize fracturing at high feed by high TRS fine WC grade (0.2μm~0.3μm).

KSM-BRL 2 刃加长球刀 / 2Flutes Length Ball End mills



Product model	Radius 半径 R	Length Of Cut 刃长 L1	Overall Length 全长 L	Shank Diameter 柄径 d
KSM-BRL-200100-L075-S04	R1	4	75	4
KSM-BRL-200100-L100-S06			100	6
KSM-BRL-200125-L075-S04	R1.25	5	75	4
KSM-BRL-200125-L100-S06			100	6
KSM-BRL-200150-L075-S04	R1.5	6	75	4
KSM-BRL-200150-L100-S06			100	6
KSM-BRL-200200-L075-S04	R2	8	75	4
KSM-BRL-200200-L100-S06			100	6
KSM-BRL-200250-L075-S06	R2.5	10	75	6
KSM-BRL-200250-L100-S06			100	
KSM-BRL-200300-L075-S06	R3	12	75	6
KSM-BRL-200300-L100-S06			100	
KSM-BRL-200300-L150-S06			150	
KSM-BRL-200400-L075-S08	R4	16	75	8
KSM-BRL-200400-L100-S08			100	
KSM-BRL-200400-L150-S08			150	
KSM-BRL-200500-L100-S10	R5	20	100	10
KSM-BRL-200500-L150-S10			150	
KSM-BRL-200500-L200-S10			200	
KSM-BRL-200600-L100-S12	R6	24	100	12
KSM-BRL-200600-L150-S12			150	
KSM-BRL-200600-L200-S12			200	
KSM-BRL-200800-L150-S16	R8	32	150	16
KSM-BRL-200800-L200-S16			200	
KSM-BRL-201000-L150-S20	R10	40	150	20
KSM-BRL-201000-L200-S20			200	
KSM-BRL-201250-L150-S25	R12.5	50	150	25
KSM-BRL-201250-L200-S25			200	

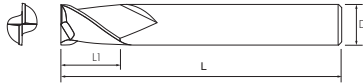
KSM Ball End Mills

KSM End Mills

KSM Corner Radius Endmills

直径 Diameter D (mm)	公差 Tolerance(mm)
R0.25<D<R6	0 ~ -0.01
D>R6	0 ~ -0.015

合金钢 Alloy Steel	中硬度钢 M-Hardness Steel	高硬度钢 H-Hardness Steel	不锈钢 Stainless Steel	铝合金 Aluminium Alloy	石墨 Graphite
○	○	-	●	○	-



- 合金钢、不锈钢类专用铣刀。
- 采用 WXL 涂层处理，加工时，刃部压力小，耐磨性非常优秀。
- 不等分割设计，让铣刀震动最小化。
- 采用高抗折力超微粒子超硬合金 (0.2μm~0.3μm)，大进给作业时，刃部损坏率最小化。
- Endmills for alloy steel, SUS materials.
- WXL coating provides wear resistance improvement as well as avoid edge stress in various applications.
- Minimize chattering by unequal flute spacing design.
- Minimize fracturing at high feed by high TRS fine WC grade (0.2μm~0.3μm).

KSM-ED 2 刃端铣刀 / 2Flutes End mills



Product model	Diameter 直径 D	Length Of Cut 刃长 L1	Overall Length 全长 L	Shank Diameter 柄径 d
KSM-ED-200100-S04	1	3	50	4
KSM-ED-200100-S06				6
KSM-ED-200150-S04	1.5	4		4
KSM-ED-200150-S06				6
KSM-ED-200200-S04	2	6		4
KSM-ED-200200-S06				6
KSM-ED-200250-S04	2.5	8		4
KSM-ED-200250-S06				6
KSM-ED-200300-S04	3	8		4
KSM-ED-200300-S06				6
KSM-ED-200400-S04	4	12		4
KSM-ED-200400-S06				6
KSM-ED-200500-S06	5	15	50	6
KSM-ED-200600-S06	6			
KSM-ED-200700-S08	7	20	60	8
KSM-ED-200800-S08	8			
KSM-ED-200900-S10	9	30	75	10
KSM-ED-201000-S10	10			
KSM-ED-201100-S12	11	30	75	12
KSM-ED-201200-S12	12			
KSM-ED-201400-S14	14	32	100	14
KSM-ED-201600-S16	16			
KSM-ED-202000-S20	20	45	100	20
KSM-ED-202500-S25	25			

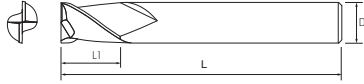
KSM Ball End Mills

KSM End Mills

KSM Corner Radius Endmills

直径 Diameter D (mm)	公差 Tolerance(mm)
0.25<D<R6	0 ~ -0.01
D>R6	0 ~ -0.015

合金钢 Alloy Steel	中硬度钢 M-Hardness Steel	高硬度钢 H-Hardness Steel	不锈钢 Stainless Steel	铝合金 Aluminium Alloy	石墨 Graphite
○	○	-	●	○	-



- 合金钢、不锈钢类专用铣刀。
- 采用 WXL 涂层处理，加工时，刃部压力小，耐磨性非常优秀。
- 不等分割设计，让铣刀震动最小化。
- 采用高抗折力超微粒子超硬合金 (0.2μm~0.3μm)，大进给作业时，刃部损坏率最小化。
- Endmills for alloy steel, SUS materials.
- WXL coating provides wear resistance improvement as well as avoid edge stress in various applications.
- Minimize chattering by unequal flute spacing design.
- Minimize fracturing at high feed by high TRS fine WC grade (0.2μm~0.3μm).

KSM-EDL 2 刃加长端铣刀 / 2Flutes Length End mills



Product model	Diameter 直径 D	Length Of Cut 刃长 L1	Overall Length 全长 L	Shank Diameter 柄径 d
KSM-EDL-200100-L075-S04	1	4	75	4
KSM-EDL-200100-L100-S06			100	6
KSM-EDL-200150-L075-S04	1.5	6	75	4
KSM-EDL-200150-L100-S06			100	6
KSM-EDL-200200-L075-S04	2	8	75	4
KSM-EDL-200200-L100-S06			100	6
KSM-EDL-200250-L075-S04	2.5	10	75	4
KSM-EDL-200250-L100-S06			100	6
KSM-EDL-200300-L075-S04	3	12	75	4
KSM-EDL-200300-L100-S06			100	6
KSM-EDL-200400-L075-S04	4	15	75	4
KSM-EDL-200400-L100-S06			100	6
KSM-EDL-200500-L075-S06	5	20	75	6
KSM-EDL-200500-L100-S06			100	
KSM-EDL-200600-L075-S06	6	25	75	6
KSM-EDL-200600-L100-S06			100	
KSM-EDL-200800-L075-S08	8	30	75	8
KSM-EDL-200800-L100-S08			100	
KSM-EDL-201000-L100-S10	10	40	100	10
KSM-EDL-201000-L150-S10			150	
KSM-EDL-201200-L100-S12	12	45	100	12
KSM-EDL-201200-L150-S12			150	
KSM-EDL-201600-L150-S16	16	50	150	16
KSM-EDL-201600-L200-S16		75	200	
KSM-EDL-202000-L150-S20	20	60	150	20
KSM-EDL-202000-L200-S20		80	200	
KSM-EDL-202500-L150-S25	25	70	150	25
KSM-EDL-202500-L200-S25		80	200	

KSM Ball End Mills

KSM End Mills

KSM Corner Radius Endmills

KSM-ED

直径 Diameter D (mm)	公差 Tolerance(mm)
R0.25<D<R6	0 ~ -0.01
D>R6	0 ~ -0.015

合金钢 Alloy Steel	中硬度钢 M-Hardness Steel	高硬度钢 H-Hardness Steel	不锈钢 Stainless Steel	铝合金 Aluminium Alloy	石墨 Graphite
○	○	-	●	○	-



- 合金钢、不锈钢类专用铣刀。
- 采用 WXL 涂层处理，加工时，刃部压力小，耐磨性非常优秀。
- 不等分割设计，让铣刀震动最小化。
- 采用高抗折力超微粒子超硬合金 (0.2μm~0.3μm)，大进给作业时，刃部损坏率最小化。
- Endmills for alloy steel, SUS materials.
- WXL coating provides wear resistance improvement as well as avoid edge stress in various applications.
- Minimize chattering by unequal flute spacing design.
- Minimize fracturing at high feed by high TRS fine WC grade (0.2μm~0.3μm).

KSM-ED 3 刃端铣刀 / 3Flutes End mills



Product model	Diameter 直径 D	Length Of Cut 刃长 L1	Overall Length 全长 L	Shank Diameter 柄径 d
KSM-ED-300300-S06	3	7.5	50	6
KSM-ED-300400-S06	4	12		
KSM-ED-300500-S06	5	13		
KSM-ED-300600-S06	6	15		
KSM-ED-300800-S08	8	20		
KSM-ED-301000-S10	10	30	75	10
KSM-ED-301200-S12	12	32	75	12
KSM-ED-301400-S14	14	32	100	14
KSM-ED-301600-S16	16	45	100	16
KSM-ED-301800-S18	20	45	100	20
KSM-ED-302500-S25	25			25

KSM Ball End Mills

KSM-EDL 3 刃加长端铣刀 / 3Flutes Length End mills

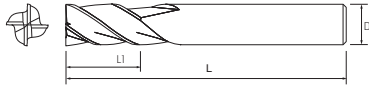


Product model	Diameter 直径 D	Length Of Cut 刃长 L1	Overall Length 全长 L	Shank Diameter 柄径 d
KSM-EDL-300300-L075-S04	3	12	75	4
KSM-EDL-300300-L100-S06			100	6
KSM-EDL-300400-L075-S04	4	15	75	4
KSM-EDL-300400-L100-S06			100	6
KSM-EDL-300500-L075-S06	5	20	75	6
KSM-EDL-300500-L100-S06			100	
KSM-EDL-300600-L075-S06	6	25	75	6
KSM-EDL-300600-L100-S06			100	
KSM-EDL-300800-L075-S08	8	30	75	8
KSM-EDL-300800-L100-S08			100	
KSM-EDL-301000-L100-S10	10	40	100	10
KSM-EDL-301000-L150-S10			150	
KSM-EDL-301200-L100-S12	12	45	100	12
KSM-EDL-301200-L150-S12			150	
KSM-EDL-301600-L150-S16	16	50	150	16
KSM-EDL-301600-L200-S16		75	200	
KSM-EDL-302000-L150-S20	20	60	150	20
KSM-EDL-302000-L200-S20		80	200	
KSM-EDL-302500-L150-S25	25	70	150	25
KSM-EDL-302500-L200-S25		80	200	

KSM Corner Radius Endmills

直径 Diameter D (mm)	公差 Tolerance(mm)
R0.25<D<R6	0 ~ -0.01
D>R6	0 ~ -0.015

合金钢 Alloy Steel	中硬度钢 M-Hardness Steel	高硬度钢 H-Hardness Steel	不锈钢 Stainless Steel	铝合金 Aluminium Alloy	石墨 Graphite
○	○	-	●	○	-



- 合金钢、不锈钢类专用铣刀。
- 采用 WXL 涂层处理，加工时，刃部压力小，耐磨性非常优秀。
- 不等分割设计，让铣刀震动最小化。
- 采用高抗折力超微粒子超硬合金 (0.2μm~0.3μm)，大进给作业时，刃部损坏率最小化。
- Endmills for alloy steel, SUS materials.
- WXL coating provides wear resistance improvement as well as avoid edge stress in various applications.
- Minimize chattering by unequal flute spacing design.
- Minimize fracturing at high feed by high TRS fine WC grade (0.2μm~0.3μm).

KSM-ED 4 刃端铣刀 / 4Flutes End mills



Product model	Diameter 直径 D	Length Of Cut 刃长 L1	Overall Length 全长 L	Shank Diameter 柄径 d
KSM-ED-400100-S04	1	3	50	4
KSM-ED-400100-S06				6
KSM-ED-400150-S04	2	4		4
KSM-ED-400150-S06				6
KSM-ED-400200-S04	2	6		4
KSM-ED-400200-S06				6
KSM-ED-400250-S04	3	8		4
KSM-ED-400250-S06				6
KSM-ED-400300-S04	3	8		4
KSM-ED-400300-S06				6
KSM-ED-400400-S04	4	12		4
KSM-ED-400400-S06				6
KSM-ED-400500-S06	5	15	60	6
KSM-ED-400600-S06	6	15		
KSM-ED-400700-S08	7	20	60	8
KSM-ED-400800-S08	8	20		
KSM-ED-400900-S10	9	30		
KSM-ED-401000-S10	10	30	75	10
KSM-ED-401100-S12	11	30		
KSM-ED-401200-S12	12	30		
KSM-ED-401400-S14	14	32	100	14
KSM-ED-401600-S16	16	45		
KSM-ED-402000-S20	20	45		
KSM-ED-402500-S25	25	45		

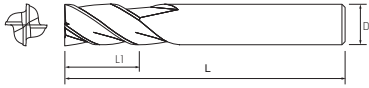
KSM Ball End Mills

KSM End Mills

KSM Corner Radius Endmills

直径 Diameter D (mm)	公差 Tolerance(mm)
$R0.25 < D < R6$	0 ~ -0.01
$D > R6$	0 ~ -0.015

合金钢 Alloy Steel	中硬度钢 M-Hardness Steel	高硬度钢 H-Hardness Steel	不锈钢 Stainless Steel	铝合金 Aluminium Alloy	石墨 Graphite
○	○	-	●	○	-



- 合金钢、不锈钢类专用铣刀。
- 采用 WXL 涂层处理，加工时，刃部压力小，耐磨性非常优秀。
- 不等分割设计，让铣刀震动最小化。
- 采用高抗折力超微粒子超硬合金 (0.2 μ m~0.3 μ m)，大进给作业时，刃部损坏率最小化。
- Endmills for alloy steel, SUS materials.
- WXL coating provides wear resistance improvement as well as avoid edge stress in various applications.
- Minimize chattering by unequal flute spacing design.
- Minimize fracturing at high feed by high TRS fine WC grade (0.2 μ m~0.3 μ m).

KSM-EDL 4 刃加长端铣刀 / 4Flutes Length End mills



Product model	Diameter 直径 D	Length Of Cut 刃长 L1	Overall Length 全长 L	Shank Diameter 柄径 d
KSM-EDL-400200-L075-S04	2	8	75	4
KSM-EDL-400200-L100-S06			100	
KSM-EDL-400250-L075-S04	3	10	75	4
KSM-EDL-400250-L100-S06			100	
KSM-EDL-400300-L075-S04	3	12	75	4
KSM-EDL-400300-L100-S06			100	
KSM-EDL-400400-L075-S04	4	16	75	4
KSM-EDL-400400-L100-S06			100	
KSM-EDL-400500-L075-S06	5	20	75	6
KSM-EDL-400500-L100-S06			100	
KSM-EDL-400600-L075-S06	6	25	75	6
KSM-EDL-400600-L100-S06			100	
KSM-EDL-400800-L075-S08	8	30	75	8
KSM-EDL-400800-L100-S08			100	
KSM-EDL-401000-L100-S10	10	40	100	10
KSM-EDL-401000-L150-S10			150	
KSM-EDL-401200-L100-S12	12	45	100	12
KSM-EDL-401200-L150-S12			150	
KSM-EDL-401600-L150-S16	16	64	150	16
KSM-EDL-401600-L200-S16		75	200	
KSM-EDL-402000-L150-S20	20	72	150	20
KSM-EDL-402000-L200-S20		80	200	
KSM-EDL-402500-L150-S25	25	75	150	25

KSM Ball End Mills

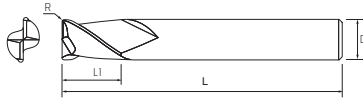
KSM End Mills

KSM Corner Radius Endmills

KSM-CR

直径 Diameter D (mm)	公差 Tolerance(mm)
R0.25<D<R6	0 ~ -0.01
D>R6	0 ~ -0.015

合金钢 Alloy Steel	中硬度钢 M-Hardness Steel	高硬度钢 H-Hardness Steel	不锈钢 Stainless Steel	铝合金 Aluminium Alloy	石墨 Graphite
○	○	-	●	○	-



- 合金钢、不锈钢类专用铣刀。
- 采用 WXL 涂层处理，加工时，刃部压力小，耐磨性非常优秀。
- 不等分割设计，让铣刀震动最小化。
- 采用高抗折力超微粒子超硬合金 (0.2μm~0.3μm)，大进给作业时，刃部损坏率最小化。
- Endmills for alloy steel, SUS materials.
- WXL coating provides wear resistance improvement as well as avoid edge stress in various applications.
- Minimize chattering by unequal flute spacing design.
- Minimize fracturing at high feed by high TRS fine WC grade (0.2μm~0.3μm).

KSM-CR 2 刃圆鼻铣刀 / 2 Flutes Corner Radius End Mills



Product model	Diameter 直径 D	Corner Radius 圆鼻 r	Length Of Cut 刃长 L1	Overall Length 全长 L	Shank Diameter 柄径 d				
KSM-CR-200100-R01-S04	1	R0.1	3	50	4				
KSM-CR-200100-R02-S04		R0.2							
KSM-CR-200150-R02-S04		R0.2							
KSM-CR-200200-R01-S04	2	R0.1	5			50	4		
KSM-CR-200200-R02-S04		R0.2							
KSM-CR-200200-R03-S04		R0.3							
KSM-CR-200200-R05-S04		R0.5							
KSM-CR-200250-R01-S04	3	R0.1	6					50	4
KSM-CR-200250-R02-S04		R0.2							
KSM-CR-200250-R03-S04		R0.3							
KSM-CR-200250-R05-S04		R0.5							
KSM-CR-200300-R01-S04	3	R0.1	8						
KSM-CR-200300-R02-S04		R0.2							
KSM-CR-200300-R03-S04		R0.3							
KSM-CR-200300-R05-S04		R0.5							
KSM-CR-200300-R10-S04		R1.0							
KSM-CR-200400-R01-S04	4	R0.1	10	50	4				
KSM-CR-200400-R02-S04		R0.2							
KSM-CR-200400-R03-S04		R0.3							
KSM-CR-200400-R05-S04		R0.5							
KSM-CR-200400-R10-S04	R1.0								
KSM-CR-200500-R02-S06	5	R0.2	13			50	6		
KSM-CR-200500-R03-S06		R0.3							
KSM-CR-200500-R05-S06		R0.5							
KSM-CR-200500-R10-S06		R1.0							
KSM-CR-200600-R02-S06	6	R0.2	15					50	6
KSM-CR-200600-R03-S06		R0.3							
KSM-CR-200600-R05-S06		R0.5							
KSM-CR-200600-R10-S06		R1.0							
KSM-CR-200600-R15-S06		R1.5							
KSM-CR-200600-R20-S06	R2.0								
KSM-CR-200800-R02-S08	8	R0.2	20	60	8				
KSM-CR-200800-R05-S08		R0.5							
KSM-CR-200800-R10-S08		R1.0							
KSM-CR-200800-R15-S08		R1.5							
KSM-CR-200800-R20-S08		R2.0							
KSM-CR-200800-R25-S08	R2.5								
KSM-CR-201000-R02-S10	10	R0.2	25			75	10		
KSM-CR-201000-R05-S10		R0.5							
KSM-CR-201000-R10-S10		R1.0							
KSM-CR-201000-R15-S10		R1.5							
KSM-CR-201000-R20-S10		R2.0							
KSM-CR-201000-R25-S10	R2.5								

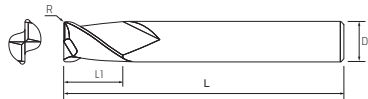
KSM Ball End Mills

KSM End Mills

KSM Corner Radius Endmills

KSM-CR

直径 Diameter D (mm)	公差 Tolerance(mm)
R0.25<D<R6	0 ~ -0.01
D>R6	0 ~ -0.015



合金钢 Alloy Steel	中硬度钢 M-Hardness Steel	高硬度钢 H-Hardness Steel	不锈钢 Stainless Steel	铝合金 Aluminium Alloy	石墨 Graphite
○	○	-	●	○	-

- 合金钢、不锈钢类专用铣刀。
- 采用 WXL 涂层处理，加工时，刃部压力小，耐磨性非常优秀。
- 不等分割设计，让铣刀震动最小化。
- 采用高抗折力超微粒子超硬合金 (0.2μm~0.3μm)，大进给作业时，刃部损坏率最小化。

- Endmills for alloy steel, SUS materials.
- WXL coating provides wear resistance improvement as well as avoid edge stress in various applications.
- Minimize chattering by unequal flute spacing design.
- Minimize fracturing at high feed by high TRS fine WC grade (0.2μm~0.3μm).

KSM-CR 2 刃圆鼻铣刀 / 2 Flutes Corner Radius End Mills



Product model	Diameter 直径 D	Corner Radius 圆鼻 r	Length Of Cut 刃长 L1	Overall Length 全长 L	Shank Diameter 柄径 d
KSM-CR-201200-R02-S12	12	R0.2	30	75	12
KSM-CR-201200-R05-S12		R0.5			
KSM-CR-201200-R10-S12		R1.0			
KSM-CR-201200-R15-S12		R1.5			
KSM-CR-201200-R20-S12		R2.0			
KSM-CR-201200-R25-S12		R2.5			
KSM-CR-201200-R30-S12		R3.0			
KSM-CR-201600-R02-S16		16			
KSM-CR-201600-R05-S16	R0.5				
KSM-CR-201600-R10-S16	R1.0				
KSM-CR-201600-R15-S16	R1.5				
KSM-CR-201600-R20-S16	R2.0				
KSM-CR-201600-R25-S16	R2.5				
KSM-CR-201600-R30-S16	R3.0				

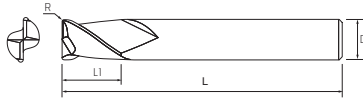
KSM Ball End Mills

KSM End Mills

KSM Corner Radius Endmills

直径 Diameter D (mm)	公差 Tolerance(mm)
R0.25<D<R6	0 ~ -0.01
D>R6	0 ~ -0.015

合金钢 Alloy Steel	中硬度钢 M-Hardness Steel	高硬度钢 H-Hardness Steel	不锈钢 Stainless Steel	铝合金 Aluminium Alloy	石墨 Graphite
○	○	-	●	○	-



- 合金钢、不锈钢类专用铣刀。
- 采用 WXL 涂层处理，加工时，刃部压力小，耐磨性非常优秀。
- 不等分割设计，让铣刀震动最小化。
- 采用高抗折力超微粒子超硬合金 (0.2μm~0.3μm)，大进给作业时，刃部损坏率最小化。
- Endmills for alloy steel, SUS materials.
- WXL coating provides wear resistance improvement as well as avoid edge stress in various applications.
- Minimize chattering by unequal flute spacing design.
- Minimize fracturing at high feed by high TRS fine WC grade (0.2μm~0.3μm).

KSM-CRL 2 刃加长圆鼻铣刀 / 2 Flutes Length Corner Radius End Mills



Product model	Diameter 直径 D	Corner Radius 圆鼻 r	Length Of Cut 刃长 L1	Overall Length 全长 L	Shank Diameter 柄径 d				
KSM-CRL-200300-R02-L075-S06	3	R0.2	8	75	6				
KSM-CRL-200300-R03-L075-S06		R0.3							
KSM-CRL-200300-R05-L075-S06		R0.5							
KSM-CRL-200300-R10-L075-S06		R1.0							
KSM-CRL-200400-R01-L075-S06	4	R0.1	10			75	6		
KSM-CRL-200400-R02-L075-S06		R0.2							
KSM-CRL-200400-R03-L075-S06		R0.3							
KSM-CRL-200400-R05-L075-S06		R0.5							
KSM-CRL-200400-R10-L075-S06	R1.0								
KSM-CRL-200500-R02-L075-S06	5	R0.2	13					75	6
KSM-CRL-200500-R03-L075-S06		R0.3							
KSM-CRL-200500-R05-L075-S06		R0.5							
KSM-CRL-200500-R10-L075-S06		R1.0							
KSM-CRL-200600-R02-L075-S06	6	R0.2	15	75	6				
KSM-CRL-200600-R03-L075-S06		R0.3							
KSM-CRL-200600-R05-L075-S06		R0.5							
KSM-CRL-200600-R10-L075-S06		R1.0							
KSM-CRL-200600-R15-L075-S06		R1.5							
KSM-CRL-200600-R20-L075-S06		R2.0							
KSM-CRL-200800-R02-L100-S08	8	R0.2	20			75	8		
KSM-CRL-200800-R05-L100-S08		R0.5							
KSM-CRL-200800-R10-L100-S08		R1.0							
KSM-CRL-200800-R15-L100-S08		R1.5							
KSM-CRL-200800-R20-L100-S08		R2.0							
KSM-CRL-200800-R25-L100-S08		R2.5							
KSM-CRL-201000-R02-L100-S10	10	R0.2	25	100	10				
KSM-CRL-201000-R05-L100-S10		R0.5							
KSM-CRL-201000-R10-L100-S10		R1.0							
KSM-CRL-201000-R15-L100-S10		R1.5							
KSM-CRL-201000-R20-L100-S10		R2.0							
KSM-CRL-201000-R25-L100-S10		R2.5							
KSM-CRL-201200-R02-L100-S12	12	R0.2	30			100	12		
KSM-CRL-201200-R05-L100-S12		R0.5							
KSM-CRL-201200-R10-L100-S12		R1.0							
KSM-CRL-201200-R15-L100-S12		R1.5							
KSM-CRL-201200-R20-L100-S12		R2.0							
KSM-CRL-201200-R25-L100-S12		R2.5							
KSM-CRL-201200-R30-L100-S12	R3.0								

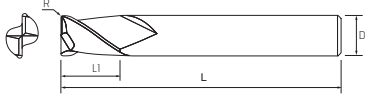
KSM Ball End Mills

KSM End Mills

KSM Corner Radius Endmills

KSM-CRL

直径 Diameter D (mm)	公差 Tolerance(mm)
R0.25<D<R6	0 ~ -0.01
D>R6	0 ~ -0.015



合金钢 Alloy Steel	中硬度钢 M-Hardness Steel	高硬度钢 H-Hardness Steel	不锈钢 Stainless Steel	铝合金 Aluminium Alloy	石墨 Graphite
○	○	-	●	○	-

- 合金钢、不锈钢类专用铣刀。
- 采用 WXL 涂层处理，加工时，刃部压力小，耐磨性非常优秀。
- 不等分割设计，让铣刀震动最小化。
- 采用高抗折力超微粒子超硬合金 (0.2μm~0.3μm)，大进给作业时，刃部损坏率最小化。

- Endmills for alloy steel, SUS materials.
- WXL coating provides wear resistance improvement as well as avoid edge stress in various applications.
- Minimize chattering by unequal flute spacing design.
- Minimize fracturing at high feed by high TRS fine WC grade (0.2μm~0.3μm).

KSM-CRL 2 刃加长圆鼻铣刀 / 2 Flutes Length Corner Radius End Mills



Product model	Diameter 直径 D	Corner Radius 圆鼻 r	Length Of Cut 刃长 L1	Overall Length 全长 L	Shank Diameter 柄径 d
KSM-CRL-201600-R05-L150-S16	16	R0.5	40	150	16
KSM-CRL-201600-R10-L150-S16		R1.0			
KSM-CRL-201600-R15-L150-S16		R1.5			
KSM-CRL-201600-R20-L150-S16		R2.0			
KSM-CRL-201600-R25-L150-S16		R2.5			
KSM-CRL-201600-R30-L150-S16		R3.0			

KSM Ball End Mills

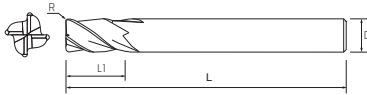
KSM End Mills

KSM Corner Radius Endmills

KSM-CR

直径 Diameter D (mm)	公差 Tolerance(mm)
R0.25<D<R6	0 ~ -0.01
D>R6	0 ~ -0.015

合金钢 Alloy Steel	中硬度钢 M-Hardness Steel	高硬度钢 H-Hardness Steel	不锈钢 Stainless Steel	铝合金 Aluminium Alloy	石墨 Graphite
○	○	-	●	○	-



- 合金钢、不锈钢类专用铣刀。
- 采用 WXL 涂层处理，加工时，刃部压力小，耐磨性非常优秀。
- 不等分割设计，让铣刀震动最小化。
- 采用高抗折力超微粒子超硬合金 (0.2μm~0.3μm)，大进给作业时，刃部损坏率最小化。
- Endmills for alloy steel, SUS materials.
- WXL coating provides wear resistance improvement as well as avoid edge stress in various applications.
- Minimize chattering by unequal flute spacing design.
- Minimize fracturing at high feed by high TRS fine WC grade (0.2μm~0.3μm).

KSM-CR 4 刃圆鼻铣刀 / 4 Flutes Corner Radius End Mills



Product model	Diameter 直径 D	Corner Radius 圆鼻 r	Length Of Cut 刃长 L1	Overall Length 全长 L	Shank Diameter 柄径 d				
KSM-CR-400100-R01-S04	1	R0.1	3	50	4				
KSM-CR-400100-R02-S04		R0.2							
KSM-CR-400150-R02-S04		R0.2							
KSM-CR-400200-R01-S04	2	R0.1	5			50	4		
KSM-CR-400200-R02-S04		R0.2							
KSM-CR-400200-R03-S04		R0.3							
KSM-CR-400200-R05-S04		R0.5							
KSM-CR-400250-R01-S04	3	R0.1	6					50	4
KSM-CR-400250-R02-S04		R0.2							
KSM-CR-400250-R03-S04		R0.3							
KSM-CR-400250-R05-S04		R0.5							
KSM-CR-400300-R01-S04	3	R0.1	8						
KSM-CR-400300-R02-S04		R0.2							
KSM-CR-400300-R03-S04		R0.3							
KSM-CR-400300-R05-S04		R0.5							
KSM-CR-400300-R10-S04		R1.0							
KSM-CR-400400-R01-S04	4	R0.1	10	50	4				
KSM-CR-400400-R02-S04		R0.2							
KSM-CR-400400-R03-S04		R0.3							
KSM-CR-400400-R05-S04		R0.5							
KSM-CR-400400-R10-S04		R1.0							
KSM-CR-400500-R02-S06	5	R0.2	13			50	6		
KSM-CR-400500-R03-S06		R0.3							
KSM-CR-400500-R05-S06		R0.5							
KSM-CR-400500-R10-S06		R1.0							
KSM-CR-400600-R02-S06	6	R0.2	15					50	6
KSM-CR-400600-R03-S06		R0.3							
KSM-CR-400600-R05-S06		R0.5							
KSM-CR-400600-R10-S06		R1.0							
KSM-CR-400600-R15-S06		R1.5							
KSM-CR-400600-R20-S06	R2.0								
KSM-CR-400800-R02-S08	8	R0.2	20	60	8				
KSM-CR-400800-R05-S08		R0.5							
KSM-CR-400800-R10-S08		R1.0							
KSM-CR-400800-R15-S08		R1.5							
KSM-CR-400800-R20-S08		R2.0							
KSM-CR-400800-R25-S08	R2.5								
KSM-CR-401000-R02-S10	10	R0.2	25			75	10		
KSM-CR-401000-R05-S10		R0.5							
KSM-CR-401000-R10-S10		R1.0							
KSM-CR-401000-R15-S10		R1.5							
KSM-CR-401000-R20-S10		R2.0							
KSM-CR-401000-R25-S10	R2.5								

KSM Ball End Mills

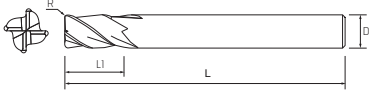
KSM End Mills

KSM Corner Radius Endmills

KSM-CR

直径 Diameter D (mm)	公差 Tolerance(mm)
R0.25<D<R6	0 ~ -0.01
D>R6	0 ~ -0.015

合金钢 Alloy Steel	中硬度钢 M-Hardness Steel	高硬度钢 H-Hardness Steel	不锈钢 Stainless Steel	铝合金 Aluminium Alloy	石墨 Graphite
○	○	-	●	○	-



- 合金钢、不锈钢类专用铣刀。
- 采用 WXL 涂层处理，加工时，刃部压力小，耐磨性非常优秀。
- 不等分割设计，让铣刀震动最小化。
- 采用高抗折力超微粒子超硬合金 (0.2μm~0.3μm)，大进给作业时，刃部损坏率最小化。
- Endmills for alloy steel, SUS materials.
- WXL coating provides wear resistance improvement as well as avoid edge stress in various applications.
- Minimize chattering by unequal flute spacing design.
- Minimize fracturing at high feed by high TRS fine WC grade (0.2μm~0.3μm).

KSM-CR 4 刃圆鼻铣刀 / 4 Flutes Corner Radius End Mills



Product model	Diameter 直径 D	Corner Radius 圆鼻 r	Length Of Cut 刃长 L1	Overall Length 全长 L	Shank Diameter 柄径 d
KSM-CR-401200-R02-S12	12	R0.2	30	75	12
KSM-CR-401200-R05-S12		R0.5			
KSM-CR-401200-R10-S12		R1.0			
KSM-CR-401200-R15-S12		R1.5			
KSM-CR-401200-R20-S12		R2.0			
KSM-CR-401200-R25-S12		R2.5			
KSM-CR-401200-R30-S12		R3.0			
KSM-CR-401600-R02-S16		16			
KSM-CR-401600-R05-S16	R0.5				
KSM-CR-401600-R10-S16	R1.0				
KSM-CR-401600-R15-S16	R1.5				
KSM-CR-401600-R20-S16	R2.0				
KSM-CR-401600-R25-S16	R2.5				
KSM-CR-401600-R30-S16	R3.0				

KSM Ball End Mills

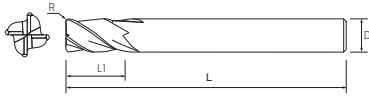
KSM End Mills

KSM Corner Radius Endmills

KSM-CRL

直径 Diameter D (mm)	公差 Tolerance(mm)
R0.25<D<R6	0 ~ -0.01
D>R6	0 ~ -0.015

合金钢 Alloy Steel	中硬度钢 M-Hardness Steel	高硬度钢 H-Hardness Steel	不锈钢 Stainless Steel	铝合金 Aluminium Alloy	石墨 Graphite
○	○	-	●	○	-



- 合金钢、不锈钢类专用铣刀。
- 采用 WXL 涂层处理，加工时，刃部压力小，耐磨性非常优秀。
- 不等分割设计，让铣刀震动最小化。
- 采用高抗折力超微粒子超硬合金 (0.2μm~0.3μm)，大进给作业时，刃部损坏率最小化。
- Endmills for alloy steel, SUS materials.
- WXL coating provides wear resistance improvement as well as avoid edge stress in various applications.
- Minimize chattering by unequal flute spacing design.
- Minimize fracturing at high feed by high TRS fine WC grade (0.2μm~0.3μm).

KSM-CRL/4 刃加长圆鼻铣刀 / 4 Flutes Length Corner Radius End Mills



Product model	Diameter 直径 D	Corner Radius 圆鼻 r	Length Of Cut 刃长 L1	Overall Length 全长 L	Shank Diameter 柄径 d					
KSM-CRL-400300-R02-L075-S06	3	R0.2	8	75	6					
KSM-CRL-400300-R03-L075-S06		R0.3								
KSM-CRL-400300-R05-L075-S06		R0.5								
KSM-CRL-400300-R10-L075-S06		R1.0								
KSM-CRL-400400-R01-L075-S06	4	R0.1	10			75	6			
KSM-CRL-400400-R02-L075-S06		R0.2								
KSM-CRL-400400-R03-L075-S06		R0.3								
KSM-CRL-400400-R05-L075-S06		R0.5								
KSM-CRL-400400-R10-L075-S06	R1.0	15	75					8		
KSM-CRL-400500-R02-L075-S06	R0.2									
KSM-CRL-400500-R03-L075-S06	R0.3									
KSM-CRL-400500-R05-L075-S06	R0.5									
KSM-CRL-400500-R10-L075-S06	R1.0			20	75				8	
KSM-CRL-400600-R02-L075-S06	R0.2									
KSM-CRL-400600-R03-L075-S06	R0.3									
KSM-CRL-400600-R05-L075-S06	R0.5									
KSM-CRL-400600-R10-L075-S06	R1.0									
KSM-CRL-400600-R15-L075-S06	R1.5					25	100			10
KSM-CRL-400600-R20-L075-S06	R2.0									
KSM-CRL-400800-R02-L100-S08	R0.2									
KSM-CRL-400800-R05-L100-S08	R0.5									
KSM-CRL-400800-R10-L100-S08	R1.0									
KSM-CRL-400800-R15-L100-S08	R1.5	30	100					12		
KSM-CRL-400800-R20-L100-S08	R2.0									
KSM-CRL-400800-R25-L100-S08	R2.5									
KSM-CRL-401000-R02-L100-S10	R0.2									
KSM-CRL-401000-R05-L100-S10	R0.5									
KSM-CRL-401000-R10-L100-S10	R1.0									
KSM-CRL-401000-R15-L100-S10	R1.5			40	150				16	
KSM-CRL-401000-R20-L100-S10	R2.0									
KSM-CRL-401000-R25-L100-S10	R2.5									
KSM-CRL-401200-R02-L100-S12	R0.2									
KSM-CRL-401200-R05-L100-S12	R0.5									
KSM-CRL-401200-R10-L100-S12	R1.0									
KSM-CRL-401200-R15-L100-S12	R1.5									
KSM-CRL-401200-R20-L100-S12	R2.0									
KSM-CRL-401200-R25-L100-S12	R2.5									
KSM-CRL-401200-R30-L100-S12	R3.0	40	150			16				
KSM-CRL-401600-R05-L150-S16	R0.5									
KSM-CRL-401600-R10-L150-S16	R1.0									
KSM-CRL-401600-R15-L150-S16	R1.5									
KSM-CRL-401600-R20-L150-S16	R2.0									
KSM-CRL-401600-R25-L150-S16	R2.5									
KSM-CRL-401600-R30-L150-S16	R3.0									

KSM Ball End Mills

KSM End Mills

KSM Corner Radius Endmills

KSM-ED-200100-R05-N20-L75-S04

FLUTES	
200050	20: 2 刃 (2 Flutes) / 0050: 0.5mm
400100	40: 4 刃 (4 Flutes) / 0100: 1.0mm
601200	60: 6 刃 (6 Flutes) / 1200: 12.0mm

OTHER	
R:	圆鼻 Corner Radius
N:	有效长 Effective Length
L:	全长 Overall Length
S:	柄径 Shank Dia
R05	圆鼻 R0.5mm Corner Radius R0.5mm
N20	深沟 20mm Effective Length 35mm
L75	全长 75mm Overall Length 75mm
S04	柄径 4.0mm Shank Dia 4.0mm

TYPE	
ED	平刀 End Mills
EDL	加长平刀 Length End Mills
EDN	深沟平刀 Rib End Mills
BR	球刀 Ball End Mills
BRL	加长球刀 Length Ball End Mills
BRN	深沟球刀 Rib Ball End Mills
CR	圆鼻刀 Corner Radius End Mills
CRL	加长圆鼻刀 Length Corner Radius End Mills
CRN	深沟圆鼻刀 Length Corner Radius End Mills

PRODUCT SERIES	
KPM	HRC50 高效高速铣刀 HRC50 High Efficiency High Speed End Mills
KHM	HRC60 高速高硬铣刀 HRC60 High Speed High Hard End Mills
KSM	不锈钢专用铣刀 Stainless Steel Special End Mills
KAM	铝专用铣刀 Aluminum End Mills
KDM	石墨铣刀 Graphite End Mills
SPM	HRC55 微径深沟铣刀 HRC55 Micro Rib End Mills
SHM	HRC65 微径深沟铣刀 HRC65 Micro Rib End Mills

KAM



KAM 系列刀具
高光铝合金刀具
KAM series
High light aluminum alloy tool



欧思克切削技术有限公司
OSK Cutting Technology Co., Ltd.

SPM



SPM 系列刀具
微径深沟刀具
SPM series
Micro Rib End mills



欧思克切削技术有限公司
OSK Cutting Technology Co., Ltd.

KPM



KPM 系列刀具
高效能模具刀具
KPM series
High efficiency mold tool



欧思克切削技术有限公司
OSK Cutting Technology Co., Ltd.

KDM



KDM 系列刀具
石墨刀具
KDM series
Graphite End Mills



欧思克切削技术有限公司
OSK Cutting Technology Co., Ltd.



地址：中国·昆山·巴城镇·迎宾西路 555 号
Add: No. 555 Yingbin Road, Kunshan, Bacheng, China
Tel: +86 512 5518 6868
Fax: +86 512 5518 6789
Email: info@osktool.com
<http://www.osktool.com>

